

The Marches

Labour Market Report

October 2021

LABOUR MARKET INFORMATION

Labour Insight Jobs (Burning Glass Technologies) provides real time LMI, which uses up to 40,000 sources to extract data. The information provided enables you to identify the skills that are in greatest demand locally, regionally or nationally. It also enables you to identify emerging sectors and occupations.

The tool has enabled us to produce reports which will support your information, advice and guidance sessions with customers across individual LEP areas with comparable data for the West Midlands.

Individual Labour Insights reports have been produced for the following LEP areas:

- The Black Country
- Coventry and Warwickshire
- Greater Birmingham and Solihull
- Stoke-on-Trent and Staffordshire
- The Marches
- Worcestershire

This report demonstrates some key Labour Market Information facts within The Marches LEP area.

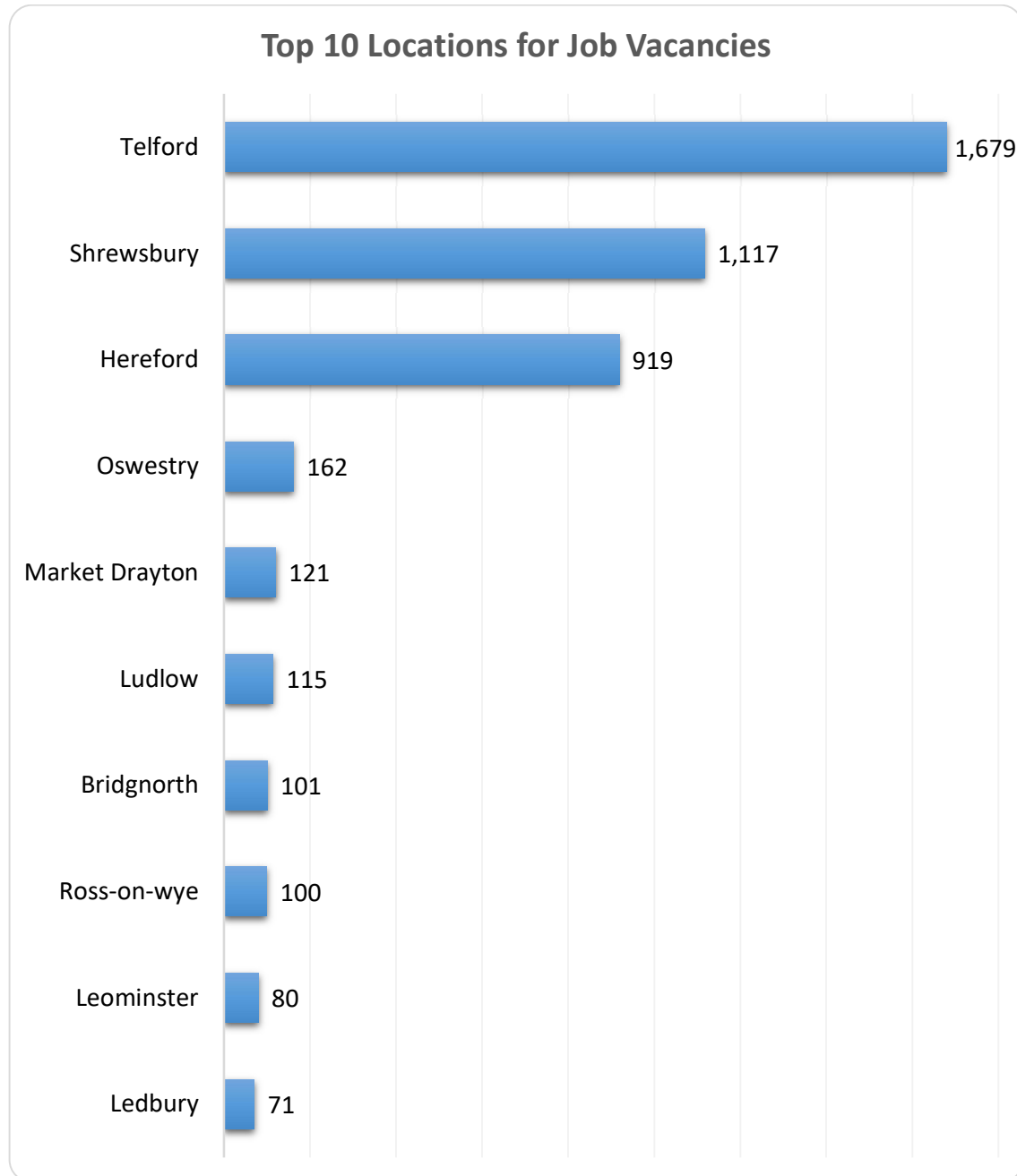
The data provided in these reports cover a snapshot of the last month and include:

- **Key employers who are recruiting in the area.**
- **Top skills required for the job postings including both soft and hard skills.**
- **Top industry sectors recruiting.**
- **Breakdown of the top job titles employers are recruiting for within the LEP area.**

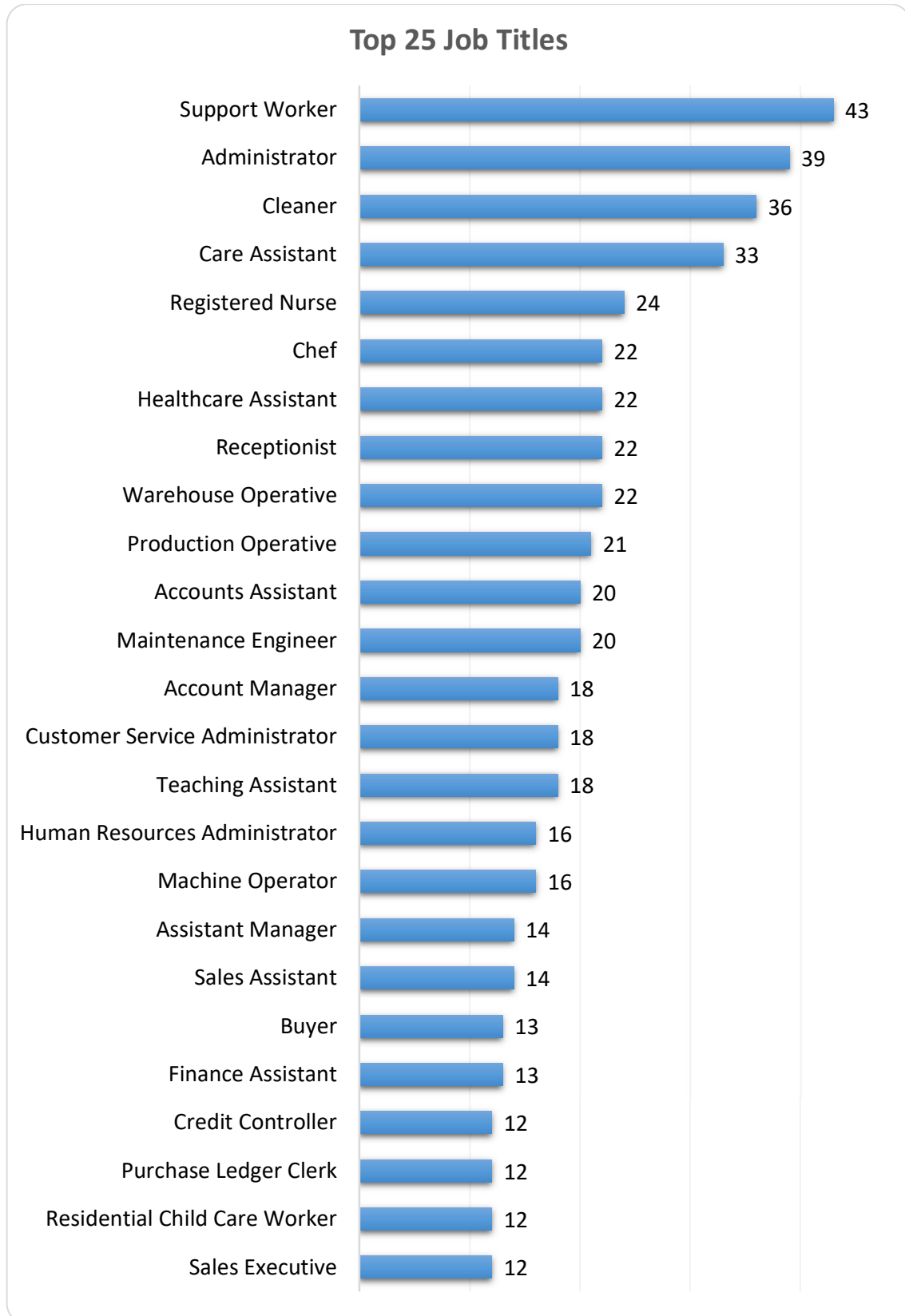
The data is based on vacancies posted in **September 2021** across thousands of online job boards, employer sites, public agencies, newspapers etc.

Which areas had the most job vacancies in The Marches LEP?

In the last month, there were 5,754 job postings within the Marches LEP area, but 17% did not specify a location and are not included in the figures below.

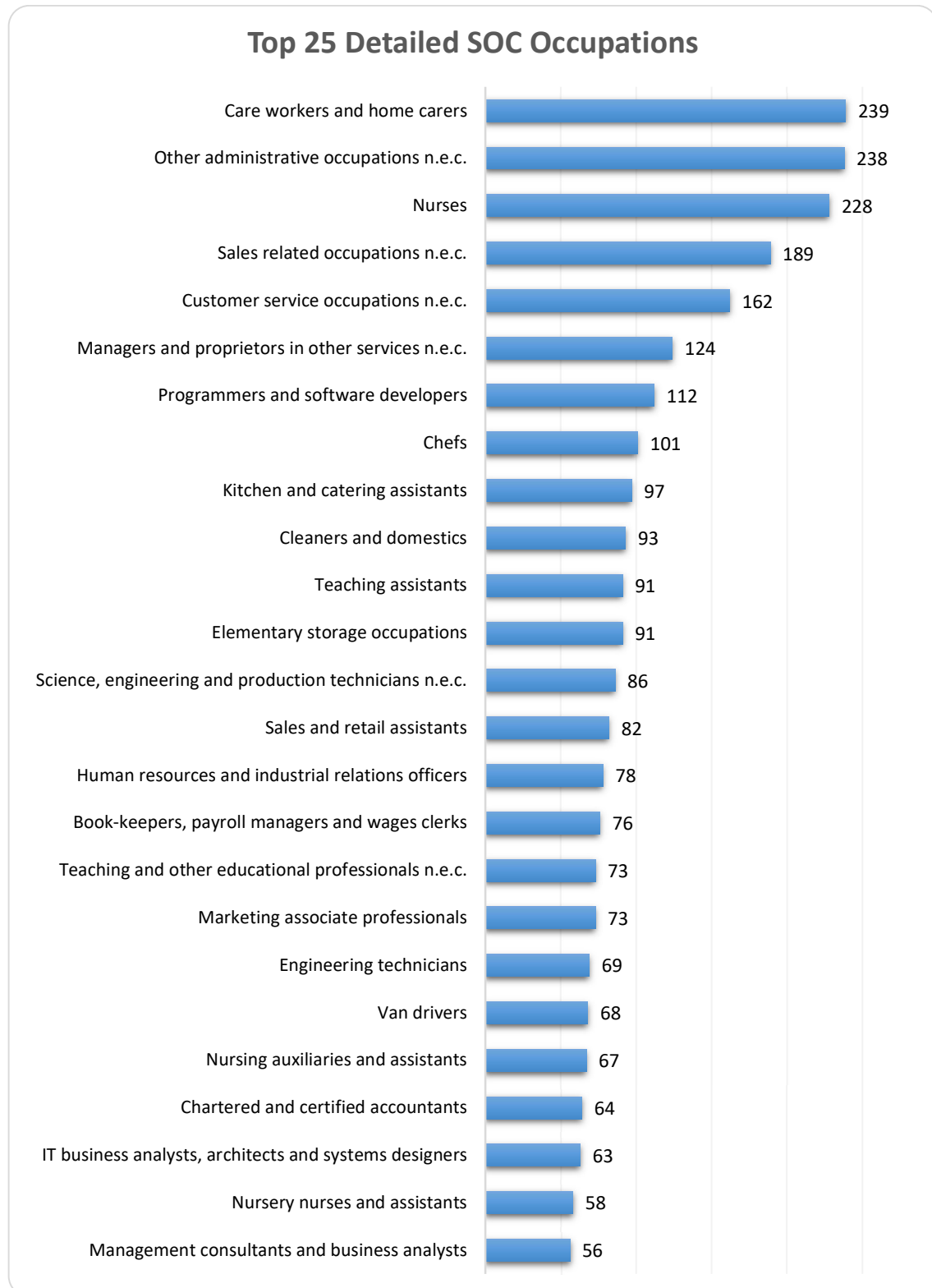


Which job titles were advertised the most?



Which occupations had the most vacancies?

There were 5,754 job postings within the Marches LEP area. 'n.e.c.' stands for 'not elsewhere classified' and refers to jobs that are not categorised in any other 4-digit SOC code.



Summary Table by Occupation (Top 10)

Category		Demand and Employment			Salary		Education level based on posting requirements (*excluding NA)							
SOC Code	Occupation Title	Number of Job Postings	Risk of Automation	Number in employment (UK-wide) ¹	Mean Advertised Salary	Mean Salary (UK-wide) ²	% Requiring Level 1 S/NVQs*	% Requiring GCSEs, Standard Grades, Level 2 S/NVQs*	% Requiring A-Levels, Highers, Level 3 S/NVQs*	% Requiring HNC, Level 4 Certificate/Diploma, Level 4 S/NVQs*	% Requiring Foundation Degrees, HNDs*	% Requiring Bachelor's Degree, Graduate Certificate/Diploma*	% Requiring Postgraduate Degree, Level 5 Certificate/Diploma, Level 5 S/NVQs*	% with Unspecified Education
6145	Care workers and home carers	239	Medium Risk	787,000	£24,126	£16,033	0%	77%	21%	0%	0%	2%	0%	80%
4159	Other administrative occupations n.e.c.	238	High Risk	741,400	£21,757	£19,197	0%	86%	0%	0%	0%	14%	0%	85%
2231	Nurses	228	Low Risk	669,000	£40,613	£28,121	0%	40%	7%	0%	7%	47%	0%	93%
7129	Sales related occupations n.e.c.	189	Medium Risk	59,600	£28,104	£23,240	0%	33%	8%	0%	0%	58%	0%	94%
7219	Customer service occupations n.e.c.	162	Medium Risk	323,000	£21,972	£18,191	N/A	N/A	N/A	N/A	N/A	N/A	N/A	1%
1259	Managers and proprietors in other services n.e.c.	124	Low Risk	236,900	£40,328	£34,546	0%	20%	12%	8%	0%	52%	8%	80%
2136	Programmers and software developers	112	Low Risk	398,200	£69,460	£46,091	0%	0%	0%	0%	0%	93%	7%	87%
5434	Chefs	101	Low Risk	250,900	£23,147	£20,330	0%	79%	7%	0%	0%	14%	0%	86%
9272	Kitchen and catering assistants	97	High Risk	496,700	£21,017	£10,593	N/A	N/A	N/A	N/A	N/A	N/A	N/A	1%
9233	Cleaners and domestics	93	Low Risk	539,500	£19,923	£9,829	N/A	N/A	N/A	N/A	N/A	N/A	N/A	1%

The Marches LEP

October 2021

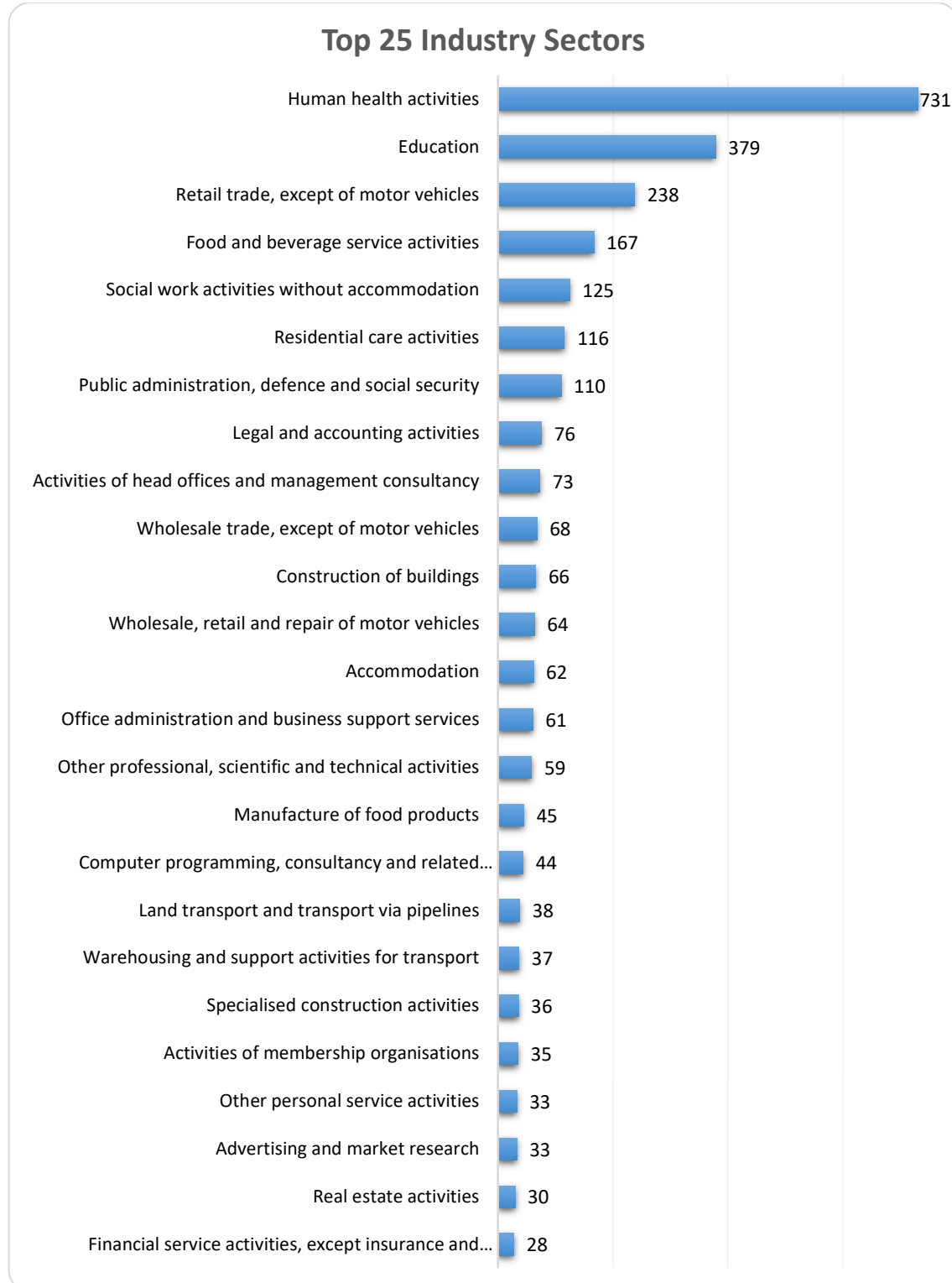
The summary table gives an overview of the top 10 occupations in the Marches LEP area and includes the number of job postings, mean advertised salary and the percentage of job postings which require specific education levels. 'n.e.c.' stands for 'not elsewhere classified' and refers to jobs that are not categorised in any other 4 digit SOC code.

¹ Employment figures from NomisWeb - Report "Employment by Occupation", Jan 2020-Dec 2020: <https://www.nomisweb.co.uk/>

² Salary data from ASHE 2020 (provisional) Table 15 - "Region by Occupation (4 digit SOC 2010)" - Table 15.7a "Annual pay - Gross", published Dec 2020: <https://www.ons.gov.uk/employmentandlabourmarket/peopleinwork/earningsandworkinghours/datasets/regionbyoccupation4digitsoc2010ashtable15>


Who is hiring and in which industries?

There were 5,754 job postings in the Marches LEP area but 2,663 records have been excluded because they do not include an industry. Therefore, the chart below is based on 54% of job postings and may not be representative of the full sample.



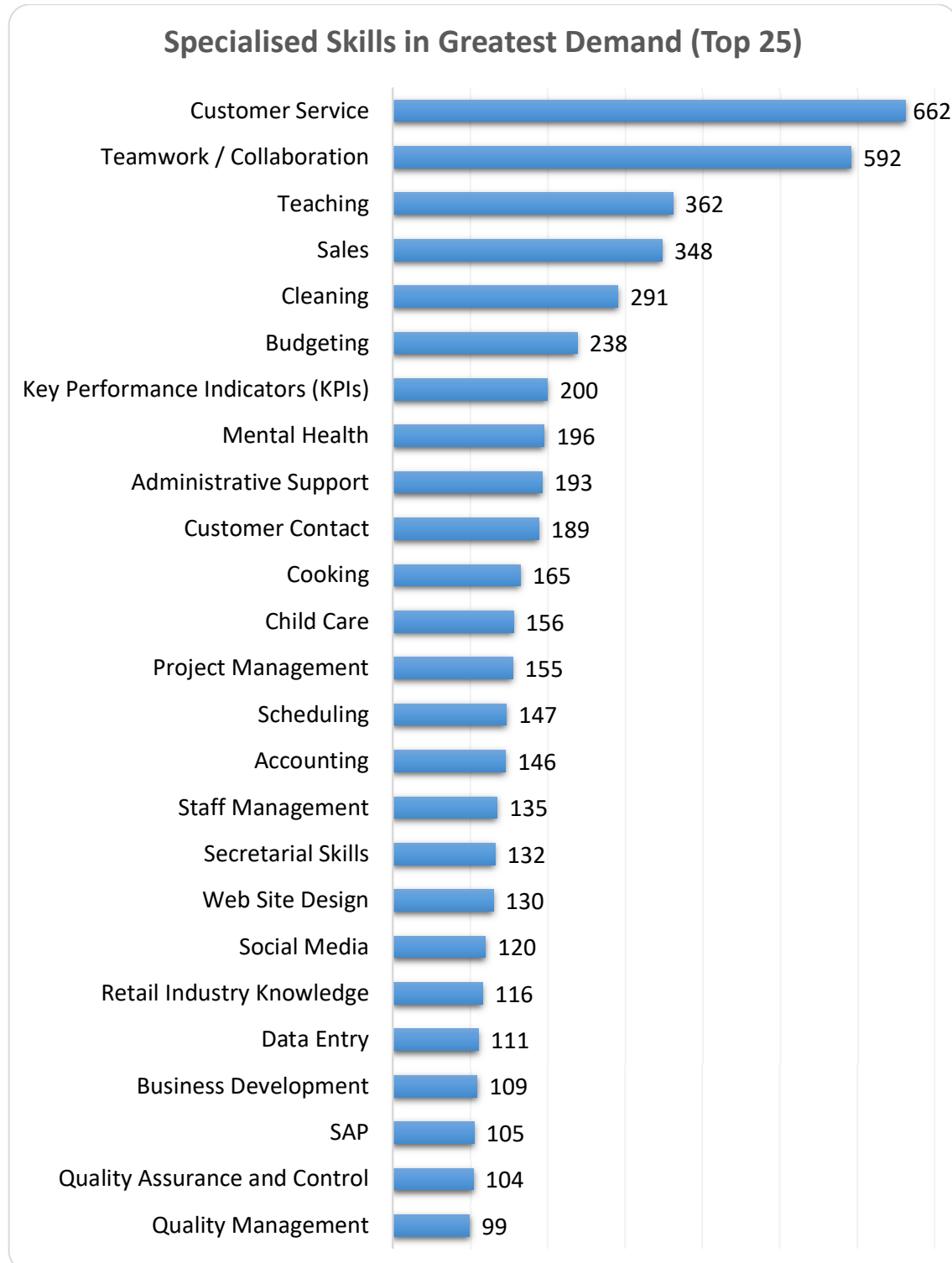
Which employers are hiring?

Out of 5,754 job postings in the Marches LEP area, 55% specified an employer.



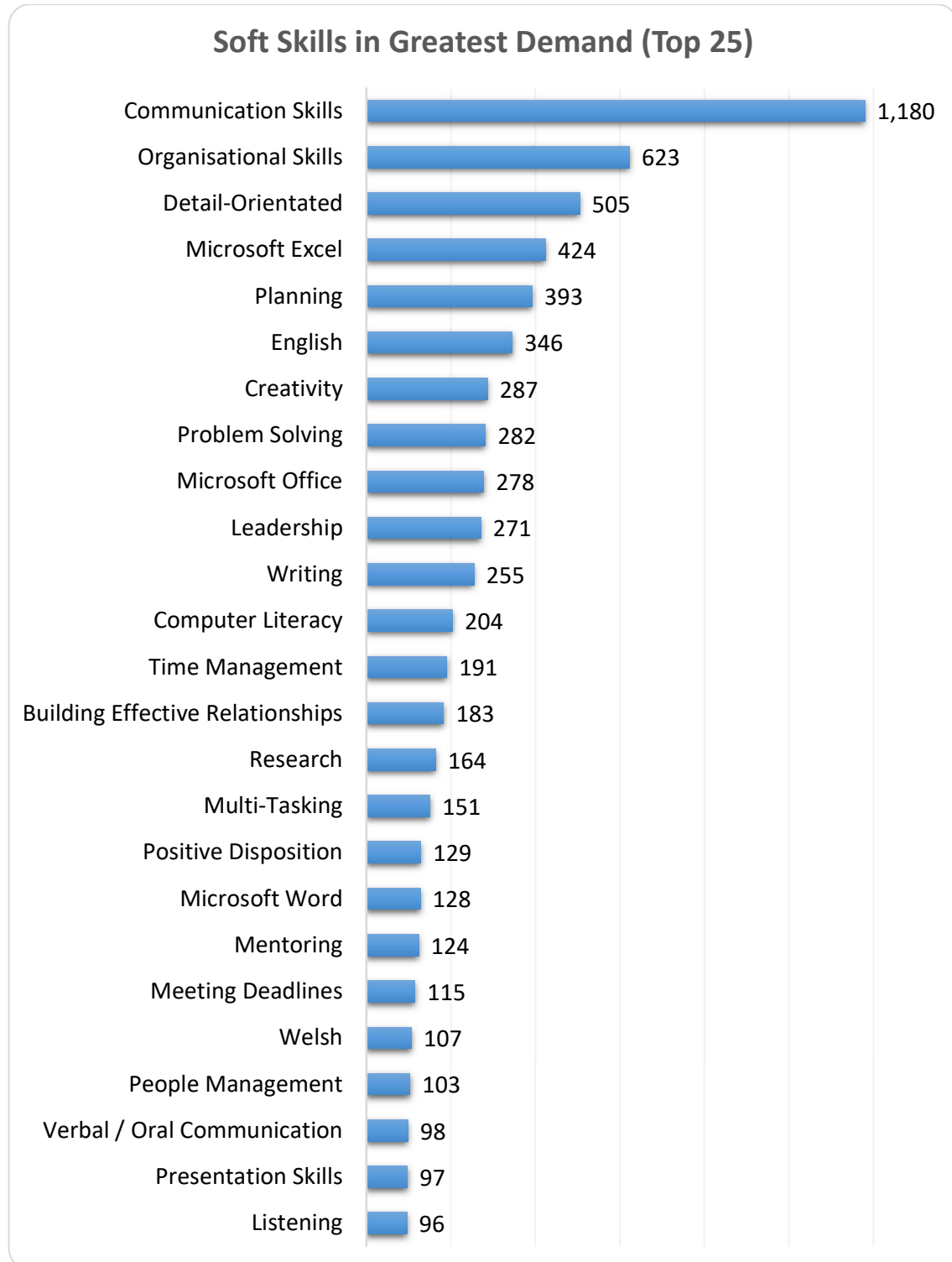
What are the most frequently requested specialised skills for these jobs?

There were 5,754 job postings in the Marches LEP area but 2,268 (39%) did not identify specific skills and are not included in the chart below, therefore this may not be representative of the full sample.



What are the most common soft skills required for these jobs?

There were 5,754 job postings in the Marches LEP area but 2,268 (39%) did not identify soft skills and are not included in the chart below, therefore this may not be representative of the full sample.



What certifications are most requested?

Out of 5,754 job postings in the Marches LEP area only 410 postings specified certifications. Therefore, the chart below is based on 7% of job postings and may not be representative of the full sample.

